



clever



discover more about
Clever Collection

La struttura tavolo motorizzata e regolabile in altezza (da 60 cm a 125 cm) che pensa alla salute della vostra schiena. Il meccanismo, preciso e silenzioso grazie ai due motori elettrici sincronizzati, permette di memorizzare 4 posizioni personalizzate sul comodo ed elegante display.

La solida struttura in acciaio regolabile in larghezza (101 cm – 181 cm) garantisce la massima adattabilità ad ogni esigenza.

Disponibile in grigio e bianco.

The motorized and height adjustable (from 60 cm to 125 cm) table system, designed with your back care in mind. The mechanism, precise and silent thanks to the two synchronized electric motors, allows you to store 4 customized positions on a convenient and elegant display.

The solid, adjustable steel frame (width 101 cm - 181 cm) guarantees maximum adaptability to every need.

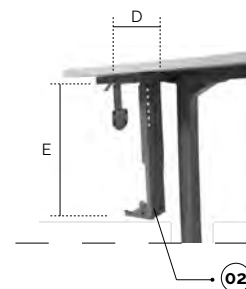
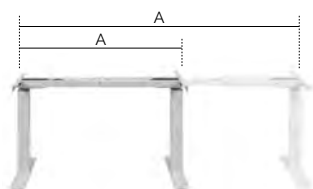
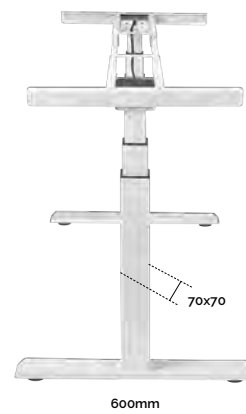
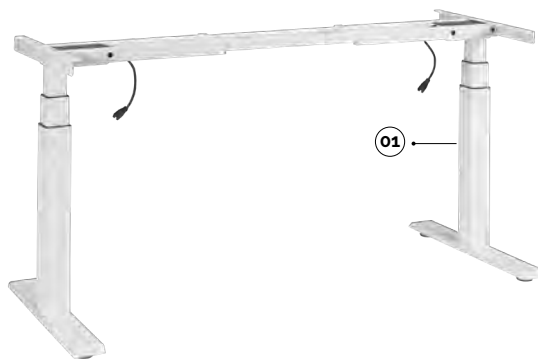
Available in grey and white.

Plus

- Trave telescopica compatibile con un gran numero di piani.
- Gambe telescopiche allungabili da 600 a 1250mm.
- Altezza regolabile tramite display a 4 memorie grazie a due motori elettrici sincronizzati.
- Optional: porta CPU.
- *Telescopic beam compatible with a large number of tabletops.*
- *Telescopic legs extendable from 600 to 1250mm.*
- *Height adjustable via 4-memory display by two synchronized electric motors.*
- *Optional: CPU holder.*

clever

components

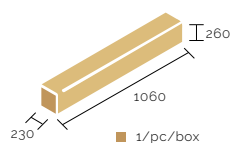


01 clever-struttura in metallo per tavolo elettrico regolabile in altezza
clever-electric height-adjustable desk metal frame

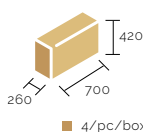
code	finishing		q.kit	q.pack	a	b	c	kg.x1	vol.x1
110304-102	● grigio/grey	ral 7045	x1	1	1010-1810	600	1250	29,00	mc. 0,063
110305-102	○ bianco/white	ral 9016	x1	1	1010-1810	600	1250	29,00	mc. 0,063

02 clever-porta cpu
clever-cpu holder

code	finishing		q.kit	q.pack	d	e	kg.x1	vol.x1
110304-103	● grigio/grey	ral 7045	x1	1	80-220	325-555	2,85	mc. 0,020
110305-103	○ bianco/white	ral 9016	x1	1	80-220	325-555	2,85	mc. 0,020



01



02





Frame width adjustable



Electric height-adjustable frame

Height range	60 cm → 125 cm
Load capacity	100 kg
Frame width adjustable	101 cm → 181 cm
Desktop sizes compatibility	110x60 cm → 240x120 cm
Travel speed	38 mm per seconds
Frame color	Grey RAL 7045 / White RAL 9016
Synchronized motors	2
Legs stage	3
Handset	Digital display & 4 preset buttons

